



2010-2011 GMT Reports for District (or Undistricted) **District 60 B ANTIGUA AND**

GMT: **Doctor CARLOS E JUSTINIAN** Location: **ANTIGUA AND BARBUDA**

GMT CA: **3**

CLUBS

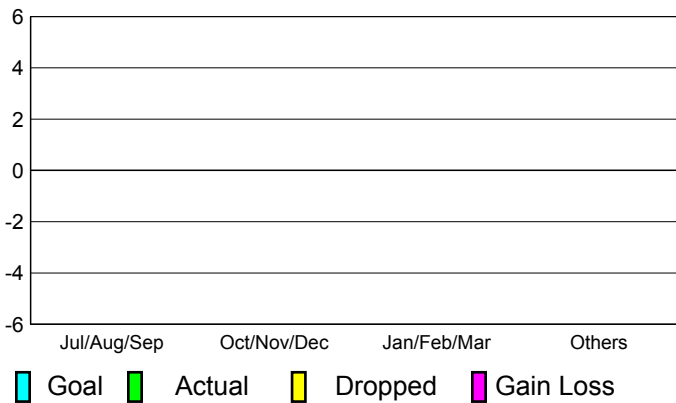
**Club Results
2010-2011**

**Clubs
2009-2010**

Month	New Club Goal	Actual New Clubs	Actual Dropped Clubs	Gain/Loss of Clubs	Gain/Loss of Clubs
Jul/Aug/Sep	0	0	0	0	0
Oct/Nov/Dec	0	0	0	0	0
Jan/Feb/Mar	0	0	0	0	0
Apr/May/Jun	0	0	0	0	0
Totals	0	0	0	0	0

Club Results 2010-2011

Goal, New, Dropped, Gain/Loss



MEMBERSHIP

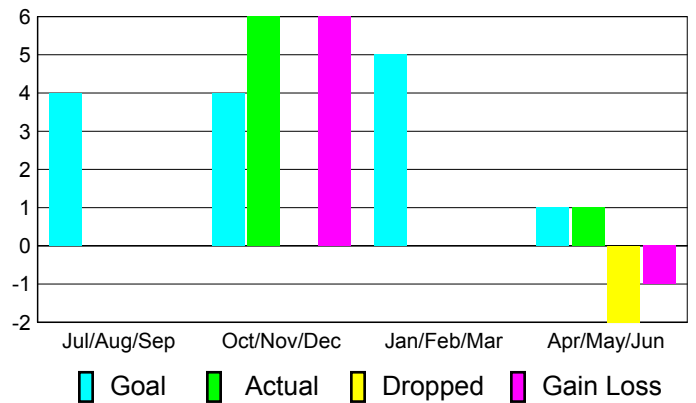
**Membership Results
2010-2011**

**Membership
2009-2010**

Month	Net Memb Goal	Actual New Memb	Actual Dropped Memb	Gain/Loss of Memb	Gain/Loss of Memb
Jul/Aug/Sep	4	0	0	0	0
Oct/Nov/Dec	4	6	0	6	0
Jan/Feb/Mar	5	0	0	0	0
Apr/May/Jun	1	1	-2	-1	-6
Totals	14	7	-2	5	-6


Membership Results 2010-2011

Goal, New, Dropped, Gain/Loss



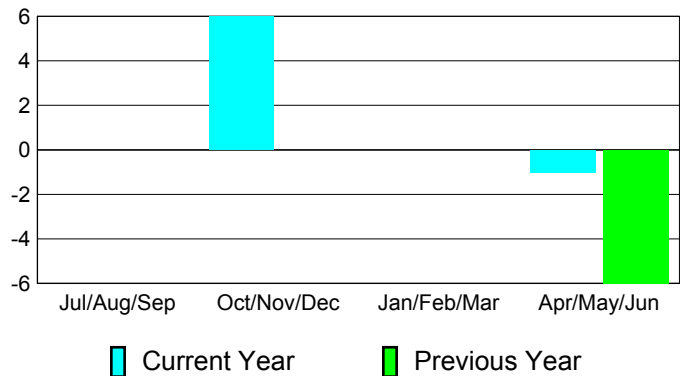
Comparison of Club Gain/Loss

Current Year Compared to the Previous Year



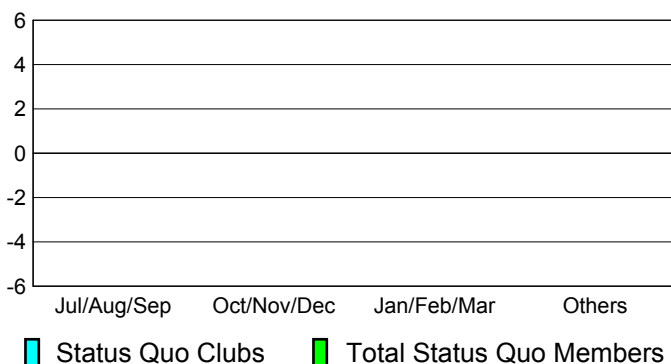
Comparison of Membership Gain/Loss

Current Year Compared to the Previous Year

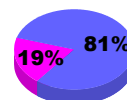


YTD Status Quo Clubs 2010-2011

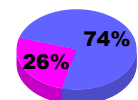
Status Quo Clubs Compared to Status Quo Members



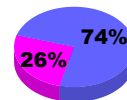
Gender Comparison 2010-2011



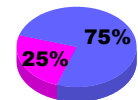
Jul/Aug/Sep



Oct/Nov/Dec



Jan/Feb/Mar



Apr/May/Jun

Male

Female



2010-2011 GMT Reports for District (or Undistricted) **District 60 B BARBADOS**

GMT: **Doctor CARLOS E JUSTINIAN** Location: **BARBADOS WEST INDIES**

GMT CA: **3**

CLUBS

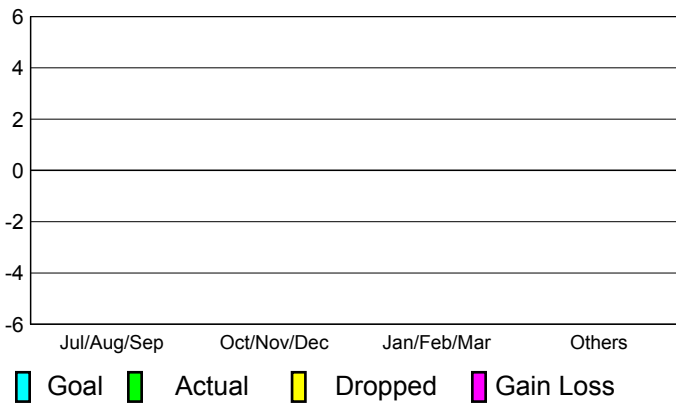
**Club Results
2010-2011**

**Clubs
2009-2010**

Month	New Club Goal	Actual New Clubs	Actual Dropped Clubs	Gain/Loss of Clubs	Gain/Loss of Clubs
Jul/Aug/Sep	0	0	0	0	0
Oct/Nov/Dec	0	0	0	0	0
Jan/Feb/Mar	0	0	0	0	0
Apr/May/June	0	0	0	0	0
Totals	0	0	0	0	0


Club Results 2010-2011

Goal, New, Dropped, Gain/Loss




Comparison of Club Gain/Loss

Current Year Compared to the Previous Year



YTD Status Quo Clubs 2010-2011

Status Quo Clubs Compared to Status Quo Members



MEMBERSHIP

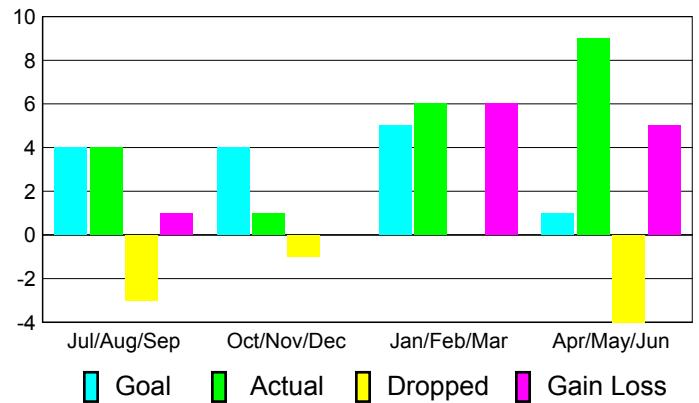
**Membership Results
2010-2011**

**Membership
2009-2010**

Month	Net Memb Goal	Actual New Memb	Actual Dropped Memb	Gain/Loss of Memb	Gain/Loss of Memb
Jul/Aug/Sep	4	4	-3	1	1
Oct/Nov/Dec	4	1	-1	0	0
Jan/Feb/Mar	5	6	0	6	12
Apr/May/June	1	9	-4	5	1
Totals	14	20	-8	12	14

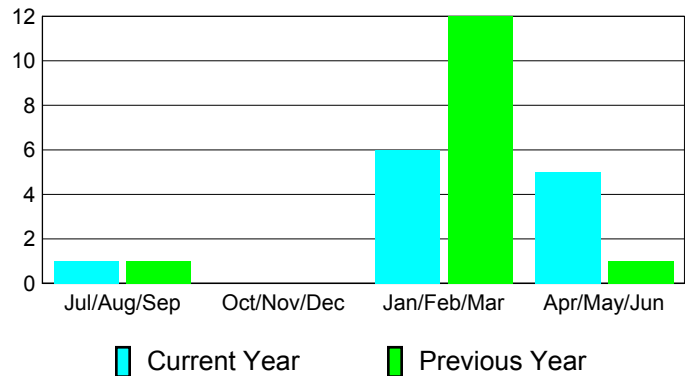
Membership Results 2010-2011

Goal, New, Dropped, Gain/Loss

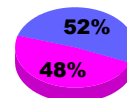


Comparison of Membership Gain/Loss

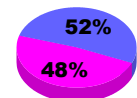
Current Year Compared to the Previous Year



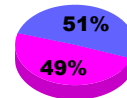
Gender Comparison 2010-2011



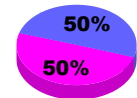
Jul/Aug/Sep



Oct/Nov/Dec



Jan/Feb/Mar



Apr/May/June

Male

Female



2010-2011 GMT Reports for District (or Undistricted) **District 60 B BRITISH VIRGIN**

GMT: **Doctor CARLOS E JUSTINIAN** Location: **BRITISH VIRGIN ISLS**

GMT CA: **3**

CLUBS

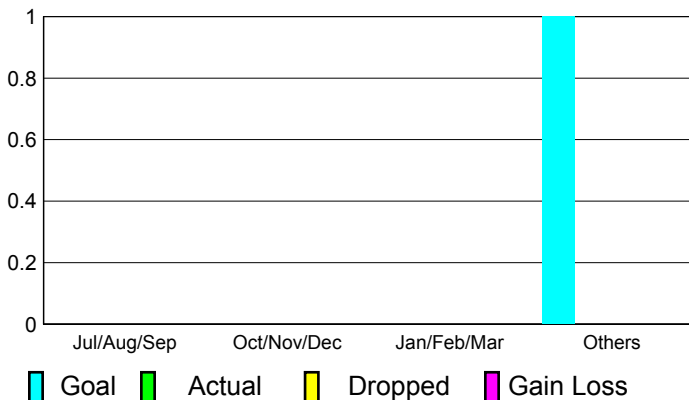
Club Results
2010-2011

Clubs
2009-2010

Month	New Club Goal	Actual New Clubs	Actual Dropped Clubs	Gain/Loss of Clubs	Gain/Loss of Clubs
Jul/Aug/Sep	0	0	0	0	0
Oct/Nov/Dec	0	0	0	0	0
Jan/Feb/Mar	0	0	0	0	0
Apr/May/Jun	1	0	0	0	0
Totals	1	0	0	0	0


Club Results 2010-2011

Goal, New, Dropped, Gain/Loss




Comparison of Club Gain/Loss

Current Year Compared to the Previous Year



YTD Status Quo Clubs 2010-2011

Status Quo Clubs Compared to Status Quo Members



MEMBERSHIP

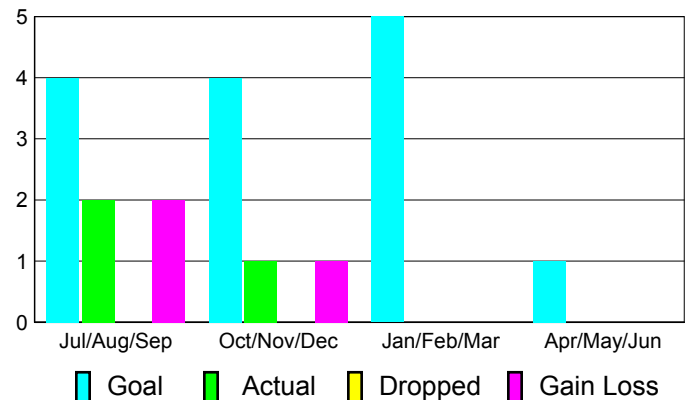
Membership Results
2010-2011

Membership
2009-2010

Month	Net Memb Goal	Actual New Memb	Actual Dropped Memb	Gain/Loss of Memb	Gain/Loss of Memb
Jul/Aug/Sep	4	2	0	2	0
Oct/Nov/Dec	4	1	0	1	2
Jan/Feb/Mar	5	0	0	0	3
Apr/May/Jun	1	0	0	0	-8
Totals	14	3	0	3	-3

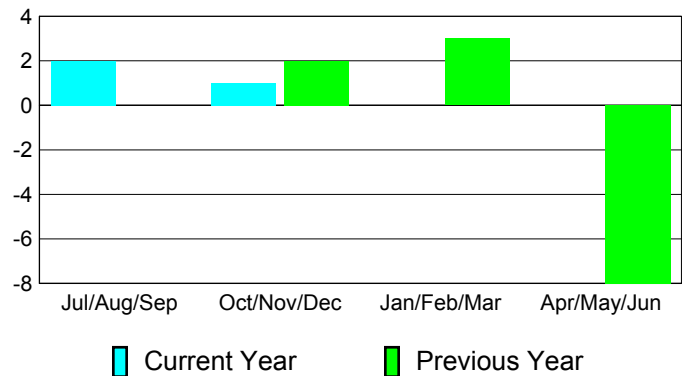
Membership Results 2010-2011

Goal, New, Dropped, Gain/Loss

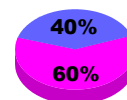


Comparison of Membership Gain/Loss

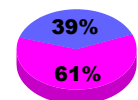
Current Year Compared to the Previous Year



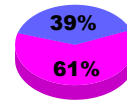
Gender Comparison 2010-2011



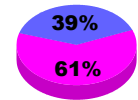
Jul/Aug/Sep



Oct/Nov/Dec



Jan/Feb/Mar



Apr/May/Jun

Male

Female



2010-2011 GMT Reports for District (or Undistricted) **District 60 B DOMINICA WEST**

GMT: **Doctor CARLOS E JUSTINIAN** Location: **DOMINICA WEST INDIES**

GMT CA: **3**

CLUBS

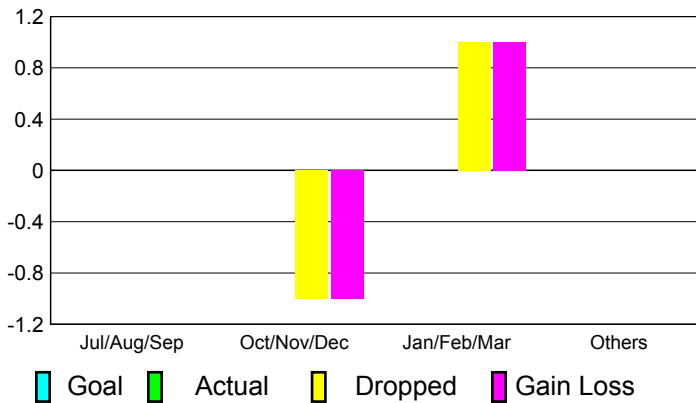
**Club Results
2010-2011**

**Clubs
2009-2010**

Month	New Club Goal	Actual New Clubs	Actual Dropped Clubs	Gain/Loss of Clubs	Gain/Loss of Clubs
Jul/Aug/Sep	0	0	0	0	0
Oct/Nov/Dec	0	0	-1	-1	0
Jan/Feb/Mar	0	0	1	1	0
Apr/May/Jun	0	0	0	0	0
Totals	0	0	0	0	0

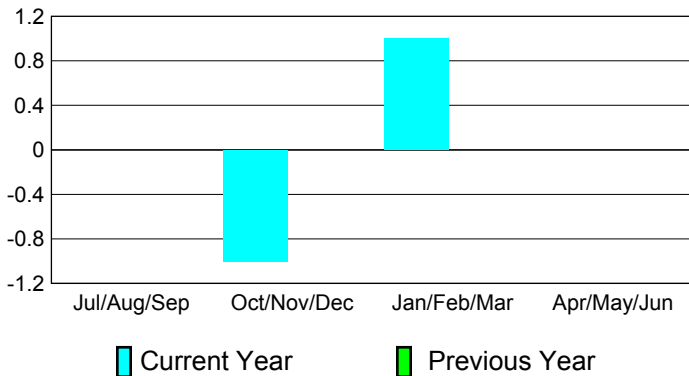
Club Results 2010-2011

Goal, New, Dropped, Gain/Loss




Comparison of Club Gain/Loss

Current Year Compared to the Previous Year



YTD Status Quo Clubs 2010-2011

Status Quo Clubs Compared to Status Quo Members



MEMBERSHIP

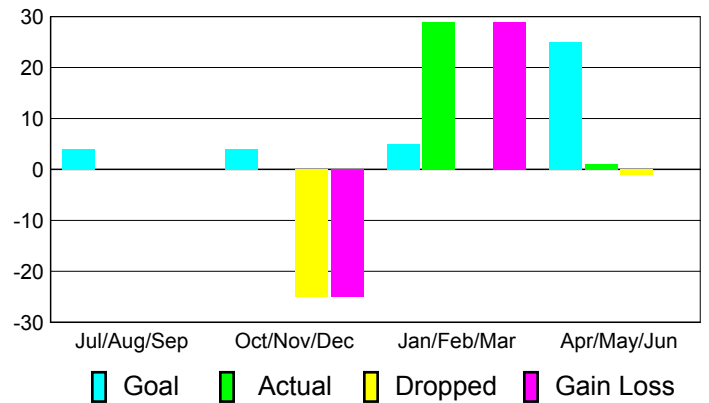
**Membership Results
2010-2011**

**Membership
2009-2010**

Month	Net Memb Goal	Actual New Memb	Actual Dropped Memb	Gain/Loss of Memb	Gain/Loss of Memb
Jul/Aug/Sep	4	0	0	0	0
Oct/Nov/Dec	4	0	-25	-25	-1
Jan/Feb/Mar	5	29	0	29	0
Apr/May/Jun	25	1	-1	0	0
Totals	38	30	-26	4	-1

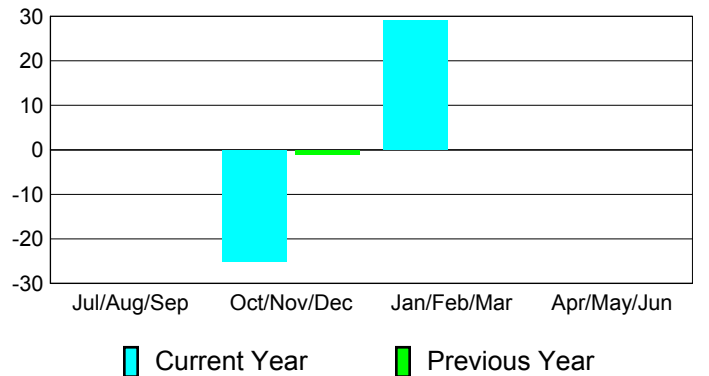
Membership Results 2010-2011

Goal, New, Dropped, Gain/Loss

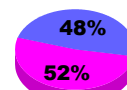


Comparison of Membership Gain/Loss

Current Year Compared to the Previous Year

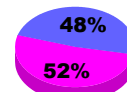


Gender Comparison 2010-2011

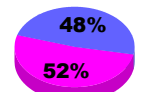


Jul/Aug/Sep

Oct/Nov/Dec



Jan/Feb/Mar



Apr/May/Jun

Male

Female



2010-2011 GMT Reports for District (or Undistricted) **District 60 B GRENADA**

GMT: **Doctor CARLOS E JUSTINIAN** Location: **GRENADA**

GMT CA: **3**

CLUBS

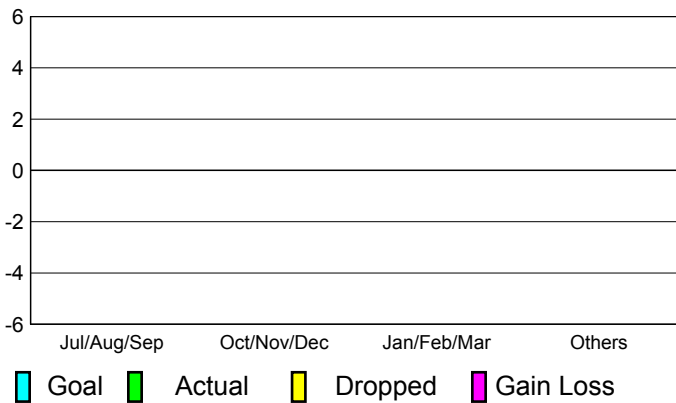
Club Results
2010-2011

Clubs
2009-2010

Month	New Club Goal	Actual New Clubs	Actual Dropped Clubs	Gain/Loss of Clubs	Gain/Loss of Clubs
Jul/Aug/Sep	0	0	0	0	0
Oct/Nov/Dec	0	0	0	0	0
Jan/Feb/Mar	0	0	0	0	0
Apr/May/Jun	0	0	0	0	0
Totals	0	0	0	0	0


Club Results 2010-2011

Goal, New, Dropped, Gain/Loss




Comparison of Club Gain/Loss

Current Year Compared to the Previous Year



YTD Status Quo Clubs 2010-2011

Status Quo Clubs Compared to Status Quo Members



MEMBERSHIP

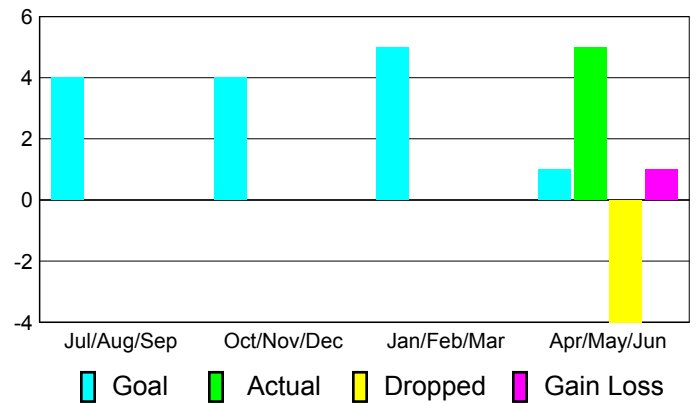
Membership Results
2010-2011

Membership
2009-2010

Month	Net Memb Goal	Actual New Memb	Actual Dropped Memb	Gain/Loss of Memb	Gain/Loss of Memb
Jul/Aug/Sep	4	0	0	0	-7
Oct/Nov/Dec	4	0	0	0	0
Jan/Feb/Mar	5	0	0	0	0
Apr/May/Jun	1	5	-4	1	-3
Totals	14	5	-4	1	-10

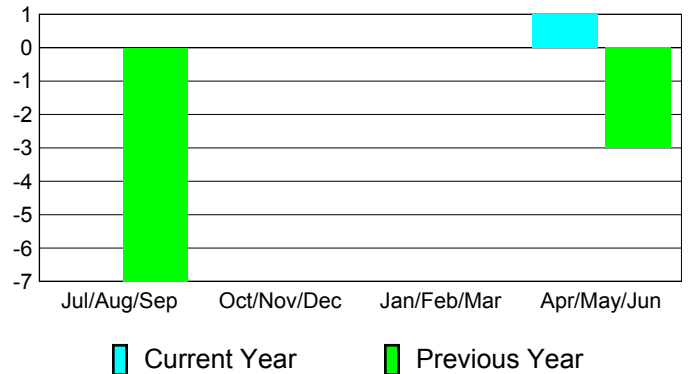
Membership Results 2010-2011

Goal, New, Dropped, Gain/Loss

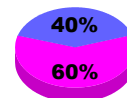


Comparison of Membership Gain/Loss

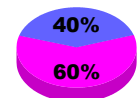
Current Year Compared to the Previous Year



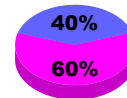
Gender Comparison 2010-2011



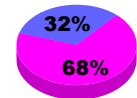
Jul/Aug/Sep



Oct/Nov/Dec



Jan/Feb/Mar



Apr/May/Jun

Male

Female



2010-2011 GMT Reports for District (or Undistricted) **District 60 B CAYMAN**

GMT: **Doctor CARLOS E JUSTINIAN** Location: **CAYMAN ISLANDS**

GMT CA: **3**

CLUBS

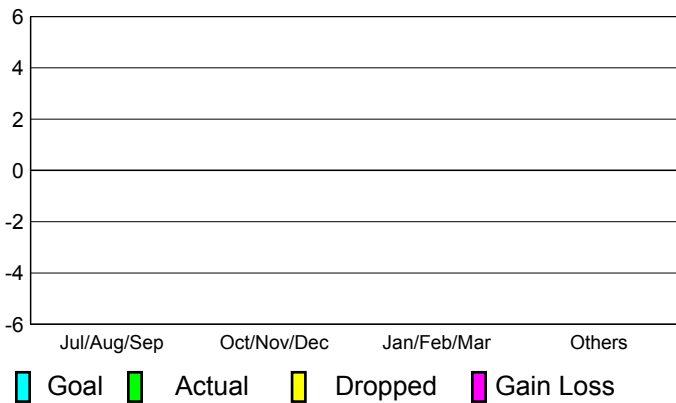
**Club Results
2010-2011**

**Clubs
2009-2010**

Month	New Club Goal	Actual New Clubs	Actual Dropped Clubs	Gain/Loss of Clubs	Gain/Loss of Clubs
Jul/Aug/Sep	0	0	0	0	0
Oct/Nov/Dec	0	0	0	0	0
Jan/Feb/Mar	0	0	0	0	0
Apr/May/Jun	0	0	0	0	0
Totals	0	0	0	0	0


Club Results 2010-2011

Goal, New, Dropped, Gain/Loss




Comparison of Club Gain/Loss

Current Year Compared to the Previous Year



YTD Status Quo Clubs 2010-2011

Status Quo Clubs Compared to Status Quo Members



MEMBERSHIP

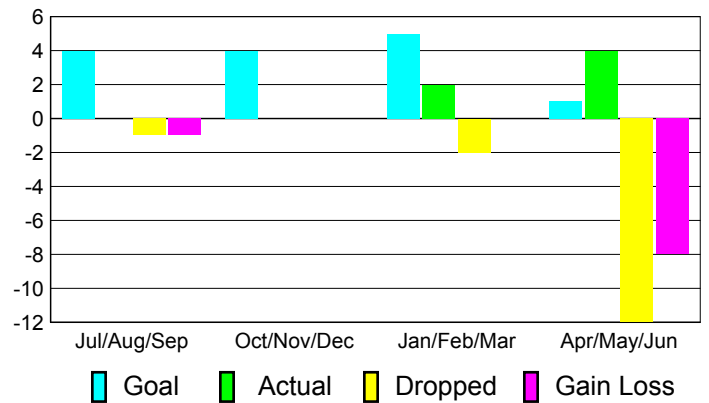
**Membership Results
2010-2011**

**Membership
2009-2010**

Month	Net Memb Goal	Actual New Memb	Actual Dropped Memb	Gain/Loss of Memb	Gain/Loss of Memb
Jul/Aug/Sep	4	0	-1	-1	-5
Oct/Nov/Dec	4	0	0	0	0
Jan/Feb/Mar	5	2	-2	0	-1
Apr/May/Jun	1	4	-12	-8	-2
Totals	14	6	-15	-9	-8

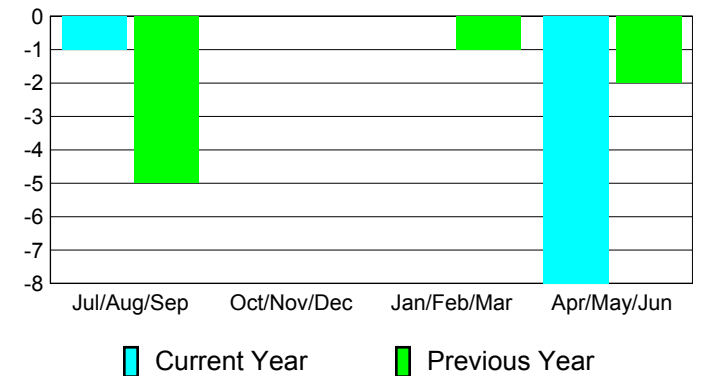
Membership Results 2010-2011

Goal, New, Dropped, Gain/Loss

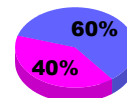


Comparison of Membership Gain/Loss

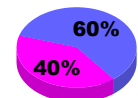
Current Year Compared to the Previous Year



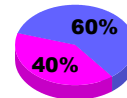
Gender Comparison 2010-2011



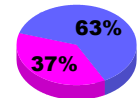
Jul/Aug/Sep



Oct/Nov/Dec



Jan/Feb/Mar



Apr/May/Jun

Male

Female



2010-2011 GMT Reports for District (or Undistricted) **District 60 B ST VINCENT**

GMT: **Doctor CARLOS E JUSTINIAN** Location: **ST VINCENT**

GMT CA: **3**

CLUBS

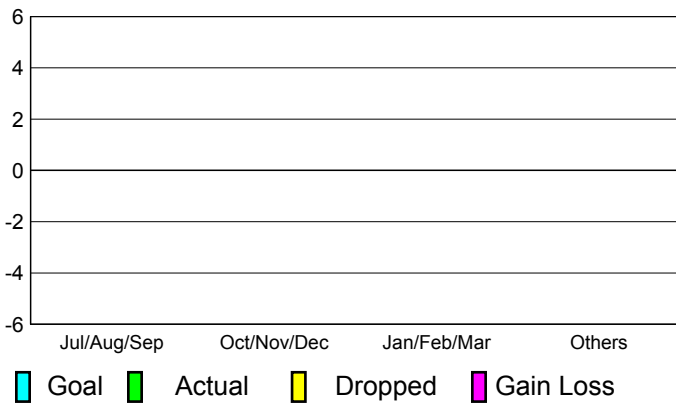
**Club Results
2010-2011**

**Clubs
2009-2010**

Month	New Club Goal	Actual New Clubs	Actual Dropped Clubs	Gain/Loss of Clubs	Gain/Loss of Clubs
Jul/Aug/Sep	0	0	0	0	0
Oct/Nov/Dec	0	0	0	0	0
Jan/Feb/Mar	0	0	0	0	0
Apr/May/Jun	0	0	0	0	0
Totals	0	0	0	0	0


Club Results 2010-2011

Goal, New, Dropped, Gain/Loss




Comparison of Club Gain/Loss

Current Year Compared to the Previous Year



YTD Status Quo Clubs 2010-2011

Status Quo Clubs Compared to Status Quo Members



MEMBERSHIP

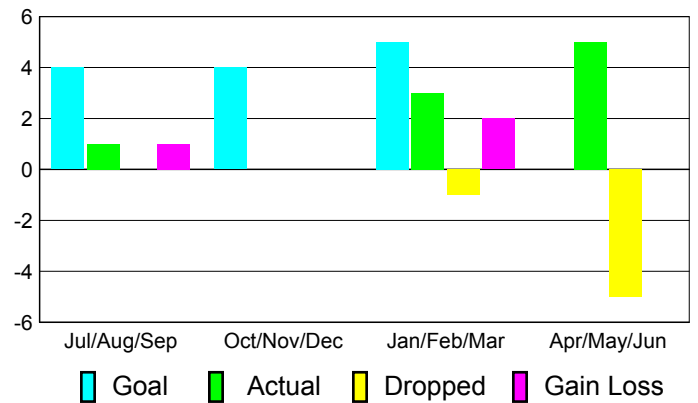
**Membership Results
2010-2011**

**Membership
2009-2010**

Month	Net Memb Goal	Actual New Memb	Actual Dropped Memb	Gain/Loss of Memb	Gain/Loss of Memb
Jul/Aug/Sep	4	1	0	1	0
Oct/Nov/Dec	4	0	0	0	0
Jan/Feb/Mar	5	3	-1	2	5
Apr/May/Jun	0	5	-5	0	0
Totals	13	9	-6	3	5

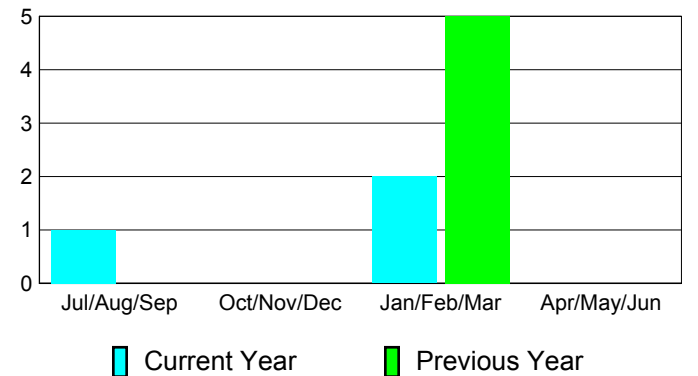
Membership Results 2010-2011

Goal, New, Dropped, Gain/Loss

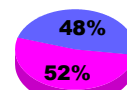


Comparison of Membership Gain/Loss

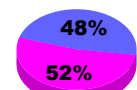
Current Year Compared to the Previous Year



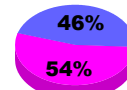
Gender Comparison 2010-2011



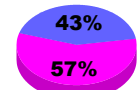
Jul/Aug/Sep



Oct/Nov/Dec



Jan/Feb/Mar



Apr/May/Jun

Male

Female



2010-2011 GMT Reports for District (or Undistricted) **District 60 B JAMAICA**

GMT: **Doctor CARLOS E JUSTINIAN** Location: **JAMAICA**

GMT CA: **3**

CLUBS

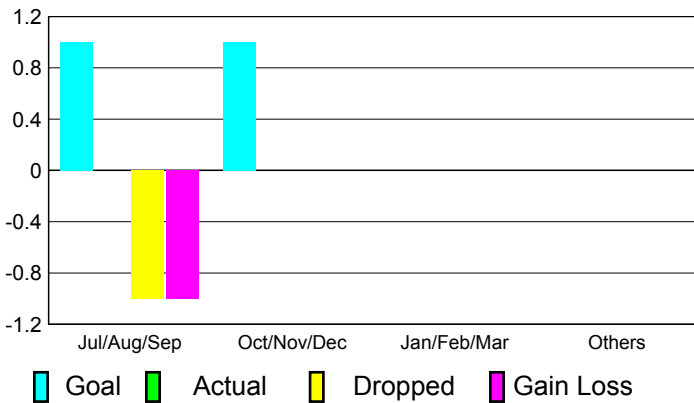
**Club Results
2010-2011**

**Clubs
2009-2010**

Month	New Club Goal	Actual New Clubs	Actual Dropped Clubs	Gain/Loss of Clubs	Gain/Loss of Clubs
Jul/Aug/Sep	1	0	-1	-1	0
Oct/Nov/Dec	1	0	0	0	0
Jan/Feb/Mar	0	0	0	0	0
Apr/May/June	0	0	0	0	0
Totals	2	0	-1	-1	0


Club Results 2010-2011

Goal, New, Dropped, Gain/Loss




Comparison of Club Gain/Loss

Current Year Compared to the Previous Year



YTD Status Quo Clubs 2010-2011

Status Quo Clubs Compared to Status Quo Members



MEMBERSHIP

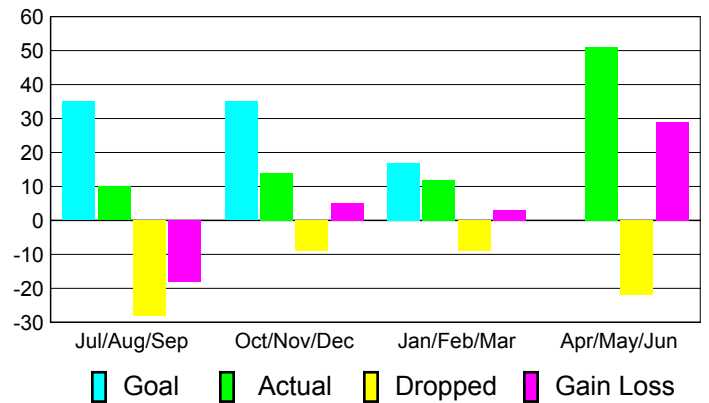
**Membership Results
2010-2011**

**Membership
2009-2010**

Month	Net Memb Goal	Actual New Memb	Actual Dropped Memb	Gain/Loss of Memb	Gain/Loss of Memb
Jul/Aug/Sep	35	10	-28	-18	-10
Oct/Nov/Dec	35	14	-9	5	3
Jan/Feb/Mar	17	12	-9	3	7
Apr/May/June	0	51	-22	29	-3
Totals	87	87	-68	19	-3

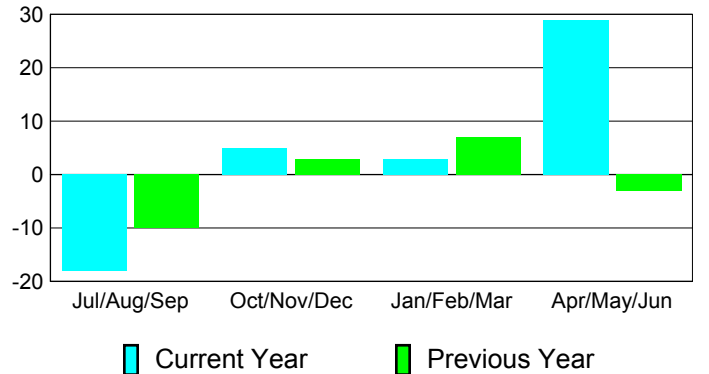
Membership Results 2010-2011

Goal, New, Dropped, Gain/Loss

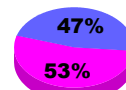


Comparison of Membership Gain/Loss

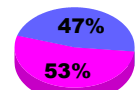
Current Year Compared to the Previous Year



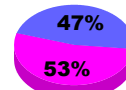
Gender Comparison 2010-2011



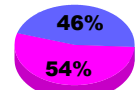
Jul/Aug/Sep



Oct/Nov/Dec



Jan/Feb/Mar



Apr/May/June

Male

Female



2010-2011 GMT Reports for District (or Undistricted) **District 60 B ANGUILLA**

GMT: **Doctor CARLOS E JUSTINIAN** Location: **ANGUILLA**

GMT CA: **3**

CLUBS

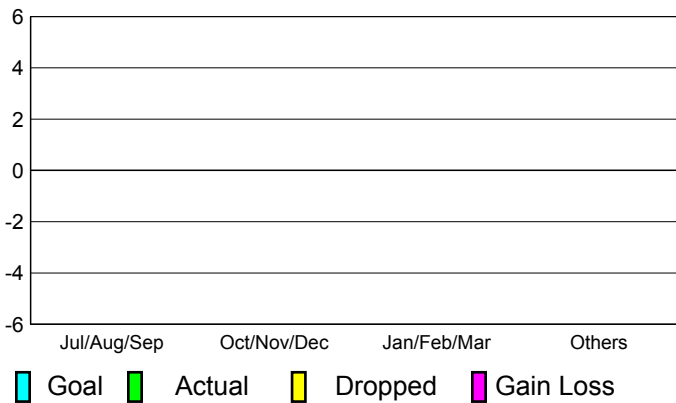
**Club Results
2010-2011**

**Clubs
2009-2010**

Month	New Club Goal	Actual New Clubs	Actual Dropped Clubs	Gain/Loss of Clubs	Gain/Loss of Clubs
Jul/Aug/Sep	0	0	0	0	0
Oct/Nov/Dec	0	0	0	0	0
Jan/Feb/Mar	0	0	0	0	0
Apr/May/Jun	0	0	0	0	0
Totals	0	0	0	0	0


Club Results 2010-2011

Goal, New, Dropped, Gain/Loss




Comparison of Club Gain/Loss

Current Year Compared to the Previous Year



YTD Status Quo Clubs 2010-2011

Status Quo Clubs Compared to Status Quo Members



MEMBERSHIP

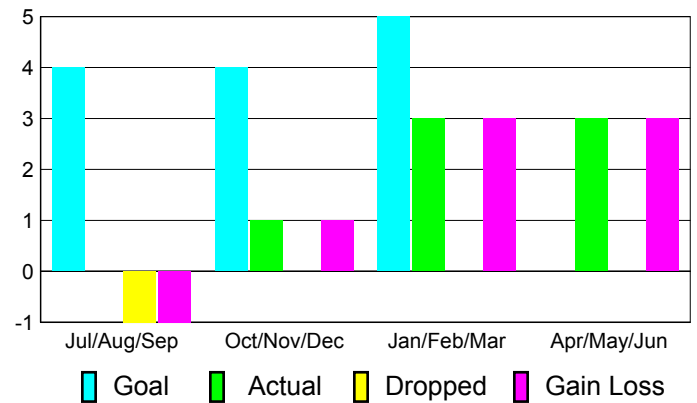
**Membership Results
2010-2011**

**Membership
2009-2010**

Month	Net Memb Goal	Actual New Memb	Actual Dropped Memb	Gain/Loss of Memb	Gain/Loss of Memb
Jul/Aug/Sep	4	0	-1	-1	5
Oct/Nov/Dec	4	1	0	1	-2
Jan/Feb/Mar	5	3	0	3	0
Apr/May/Jun	0	3	0	3	0
Totals	13	7	-1	6	3

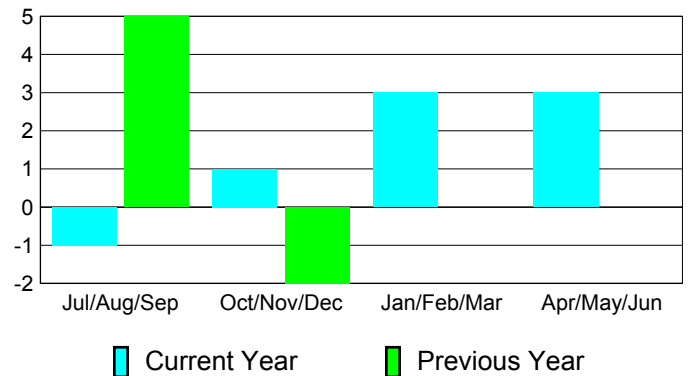
Membership Results 2010-2011

Goal, New, Dropped, Gain/Loss

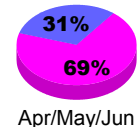
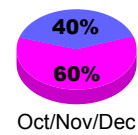
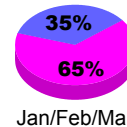
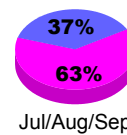


Comparison of Membership Gain/Loss

Current Year Compared to the Previous Year



Gender Comparison 2010-2011



Male

Female



2010-2011 GMT Reports for District (or Undistricted) **District 60 B NETH ANTILLES**

GMT: **Doctor CARLOS E JUSTINIAN** Location: **NETH ANTILLES**

GMT CA: **3**

CLUBS

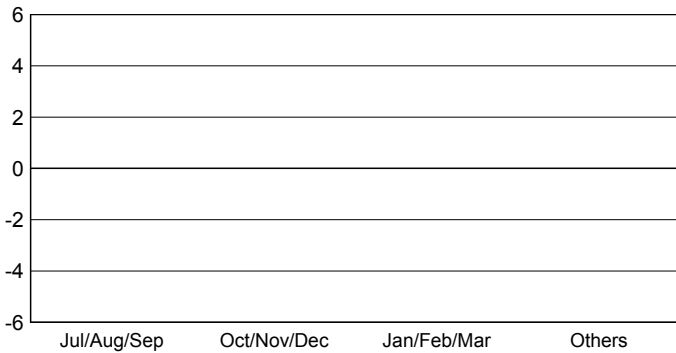
**Club Results
2010-2011**

**Clubs
2009-2010**

Month	New Club Goal	Actual New Clubs	Actual Dropped Clubs	Gain/Loss of Clubs	Gain/Loss of Clubs
Jul/Aug/Sep	0	0	0	0	0
Oct/Nov/Dec	0	0	0	0	0
Jan/Feb/Mar	0	0	0	0	0
Apr/May/Jun	0	0	0	0	0
Totals	0	0	0	0	0

Club Results 2010-2011


Goal, New, Dropped, Gain/Loss



Legend: Goal (Cyan), Actual (Green), Dropped (Yellow), Gain Loss (Magenta)

Comparison of Club Gain/Loss


Current Year Compared to the Previous Year



Legend: Current Year (Cyan), Previous Year (Green)

YTD Status Quo Clubs 2010-2011

Status Quo Clubs Compared to Status Quo Members



Legend: Status Quo Clubs (Cyan), Total Status Quo Members (Green)

MEMBERSHIP

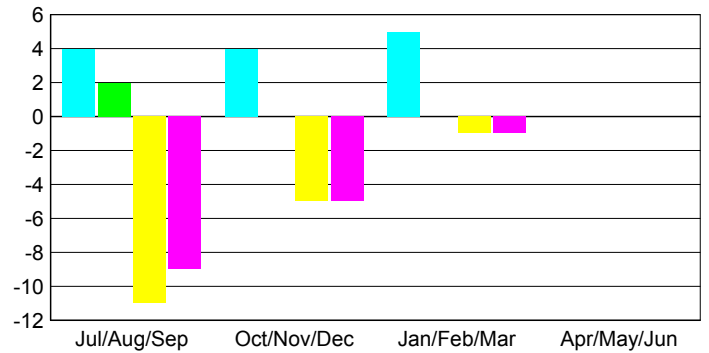
**Membership Results
2010-2011**

**Membership
2009-2010**

Month	Net Memb Goal	Actual New Memb	Actual Dropped Memb	Gain/Loss of Memb	Gain/Loss of Memb
Jul/Aug/Sep	4	2	-11	-9	-1
Oct/Nov/Dec	4	0	-5	-5	-3
Jan/Feb/Mar	5	0	-1	-1	0
Apr/May/Jun	0	0	0	0	-3
Totals	13	2	-17	-15	-7

Membership Results 2010-2011

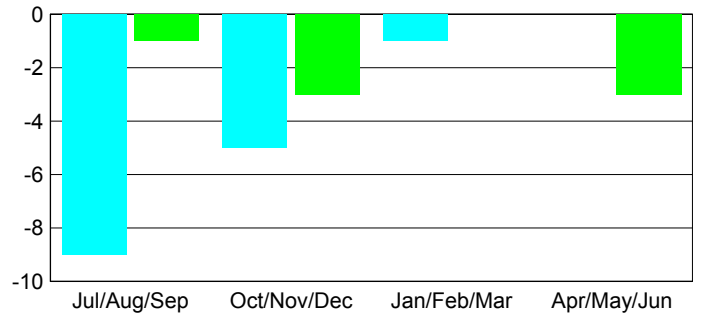
Goal, New, Dropped, Gain/Loss



Legend: Goal (Cyan), Actual (Green), Dropped (Yellow), Gain Loss (Magenta)

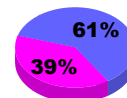
Comparison of Membership Gain/Loss

Current Year Compared to the Previous Year

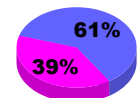


Legend: Current Year (Cyan), Previous Year (Green)

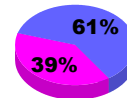
Gender Comparison 2010-2011



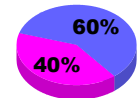
Jul/Aug/Sep



Oct/Nov/Dec



Jan/Feb/Mar



Apr/May/Jun

Legend: Male (Blue), Female (Magenta)



2010-2011 GMT Reports for District (or Undistricted) **District 60 B ST**

GMT: **Doctor CARLOS E JUSTINIAN** Location: **ST CHRISTOPHER NEVIS**

GMT CA: **3**

CLUBS

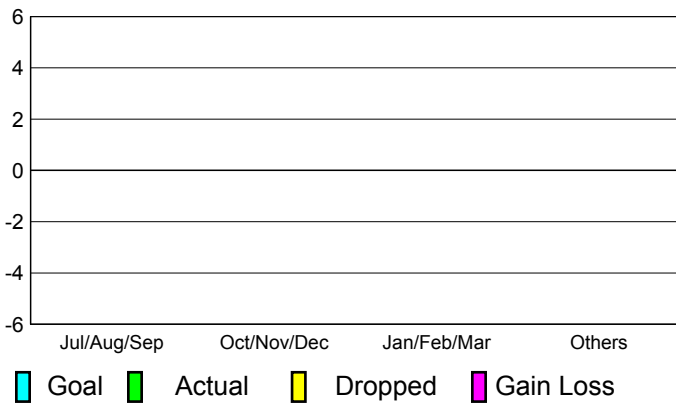
Club Results
2010-2011

Clubs
2009-2010

Month	New Club Goal	Actual New Clubs	Actual Dropped Clubs	Gain/Loss of Clubs	Gain/Loss of Clubs
Jul/Aug/Sep	0	0	0	0	0
Oct/Nov/Dec	0	0	0	0	0
Jan/Feb/Mar	0	0	0	0	0
Apr/May/Jun	0	0	0	0	0
Totals	0	0	0	0	0


Club Results 2010-2011

Goal, New, Dropped, Gain/Loss




Comparison of Club Gain/Loss

Current Year Compared to the Previous Year



YTD Status Quo Clubs 2010-2011

Status Quo Clubs Compared to Status Quo Members



MEMBERSHIP

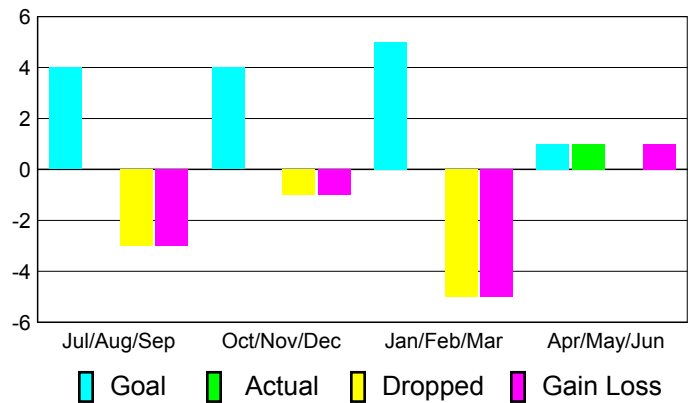
Membership Results
2010-2011

Membership
2009-2010

Month	Net Memb Goal	Actual New Memb	Actual Dropped Memb	Gain/Loss of Memb	Gain/Loss of Memb
Jul/Aug/Sep	4	0	-3	-3	0
Oct/Nov/Dec	4	0	-1	-1	0
Jan/Feb/Mar	5	0	-5	-5	6
Apr/May/Jun	1	1	0	1	3
Totals	14	1	-9	-8	9

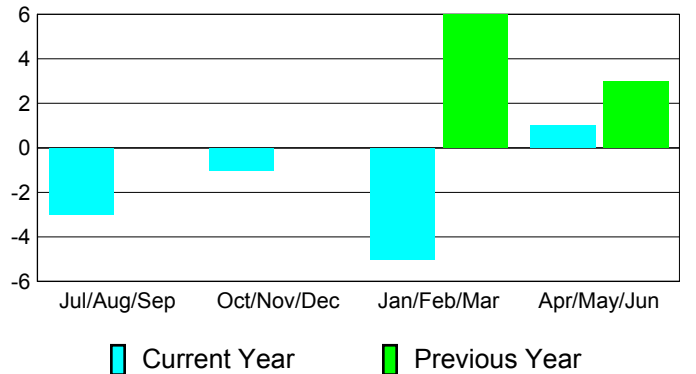
Membership Results 2010-2011

Goal, New, Dropped, Gain/Loss

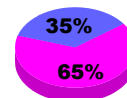


Comparison of Membership Gain/Loss

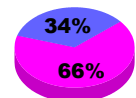
Current Year Compared to the Previous Year



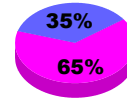
Gender Comparison 2010-2011



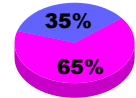
Jul/Aug/Sep



Oct/Nov/Dec



Jan/Feb/Mar



Apr/May/Jun

■ Male

■ Female



2010-2011 GMT Reports for District (or Undistricted) **District 60 B ST LUCIA WEST**

GMT: **Doctor CARLOS E JUSTINIAN** Location: **ST LUCIA WEST INDIES**

GMT CA: **3**

CLUBS

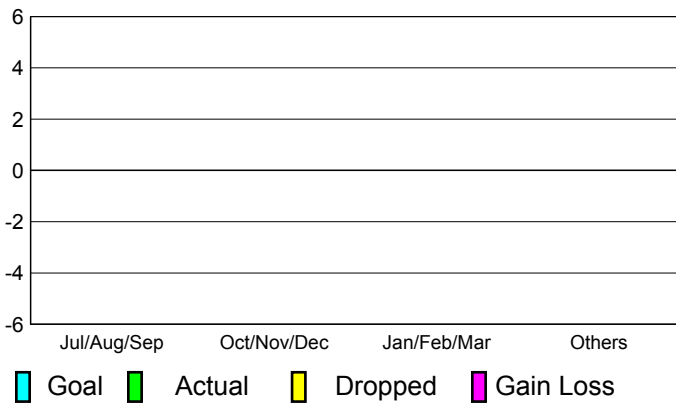
**Club Results
2010-2011**

**Clubs
2009-2010**

Month	New Club Goal	Actual New Clubs	Actual Dropped Clubs	Gain/Loss of Clubs	Gain/Loss of Clubs
Jul/Aug/Sep	0	0	0	0	0
Oct/Nov/Dec	0	0	0	0	0
Jan/Feb/Mar	0	0	0	0	0
Apr/May/Jun	0	0	0	0	0
Totals	0	0	0	0	0


Club Results 2010-2011

Goal, New, Dropped, Gain/Loss




Comparison of Club Gain/Loss

Current Year Compared to the Previous Year



YTD Status Quo Clubs 2010-2011

Status Quo Clubs Compared to Status Quo Members



MEMBERSHIP

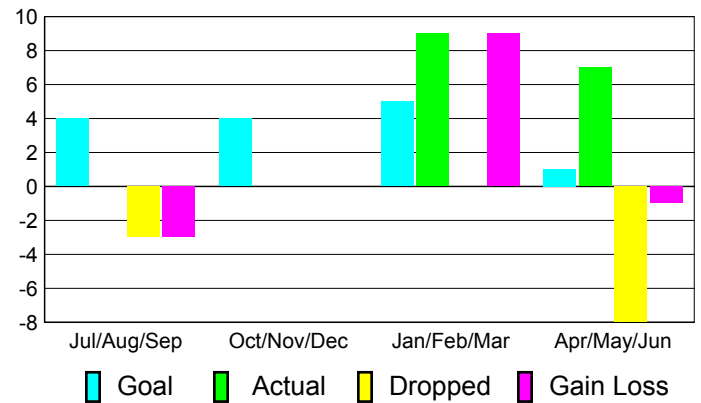
**Membership Results
2010-2011**

**Membership
2009-2010**

Month	Net Memb Goal	Actual New Memb	Actual Dropped Memb	Gain/Loss of Memb	Gain/Loss of Memb
Jul/Aug/Sep	4	0	-3	-3	2
Oct/Nov/Dec	4	0	0	0	-2
Jan/Feb/Mar	5	9	0	9	-1
Apr/May/Jun	1	7	-8	-1	-2
Totals	14	16	-11	5	-3

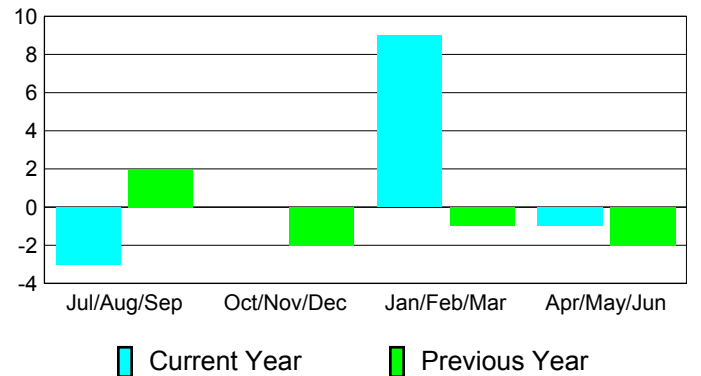
Membership Results 2010-2011

Goal, New, Dropped, Gain/Loss

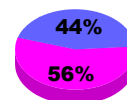


Comparison of Membership Gain/Loss

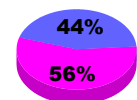
Current Year Compared to the Previous Year



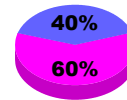
Gender Comparison 2010-2011



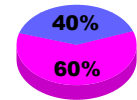
Jul/Aug/Sep



Oct/Nov/Dec



Jan/Feb/Mar



Apr/May/Jun

Male

Female



2010-2011 GMT Reports for District (or Undistricted) **District 60 B U S VIRGIN**

GMT: **Doctor CARLOS E JUSTINIAN** Location: **U S VIRGIN ISLANDS**

GMT CA: **3**

CLUBS

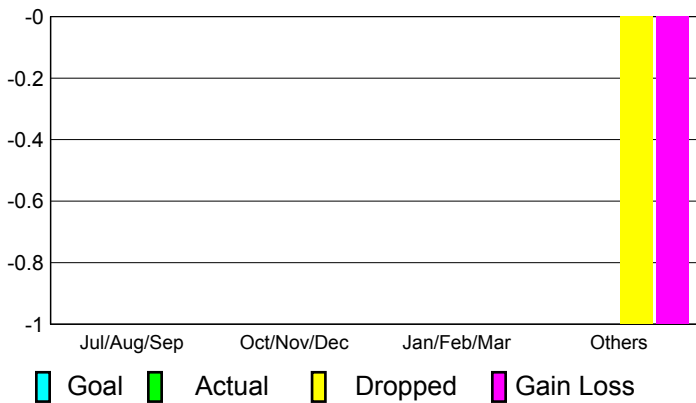
Club Results
2010-2011

Clubs
2009-2010

Month	New Club Goal	Actual New Clubs	Actual Dropped Clubs	Gain/Loss of Clubs	Gain/Loss of Clubs
Jul/Aug/Sep	0	0	0	0	0
Oct/Nov/Dec	0	0	0	0	0
Jan/Feb/Mar	0	0	0	0	0
Apr/May/June	0	0	-1	-1	0
Totals	0	0	-1	-1	0

Club Results 2010-2011

Goal, New, Dropped, Gain/Loss



MEMBERSHIP

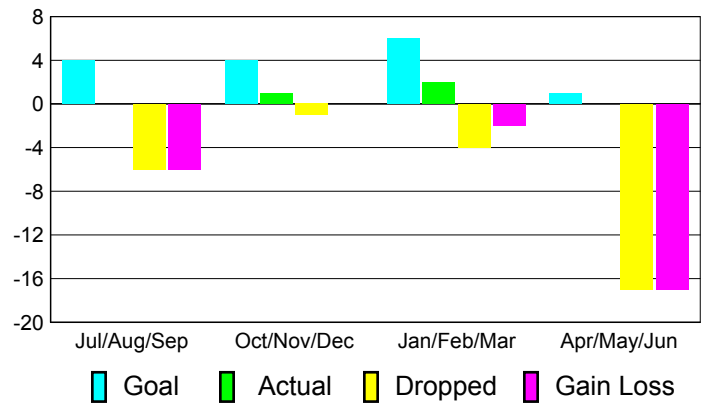
Membership Results
2010-2011

Membership
2009-2010

Month	Net Memb Goal	Actual New Memb	Actual Dropped Memb	Gain/Loss of Memb	Gain/Loss of Memb
Jul/Aug/Sep	4	0	-6	-6	1
Oct/Nov/Dec	4	1	-1	0	-2
Jan/Feb/Mar	6	2	-4	-2	3
Apr/May/June	1	0	-17	-17	2
Totals	15	3	-28	-25	4


Membership Results 2010-2011

Goal, New, Dropped, Gain/Loss



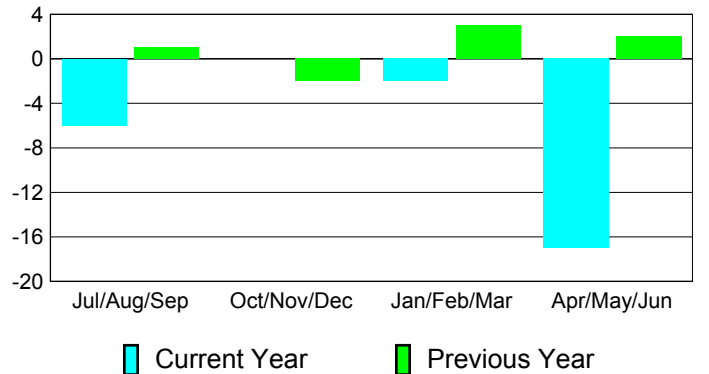
Comparison of Club Gain/Loss

Current Year Compared to the Previous Year




Comparison of Membership Gain/Loss

Current Year Compared to the Previous Year

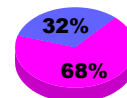


YTD Status Quo Clubs 2010-2011

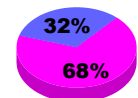
Status Quo Clubs Compared to Status Quo Members



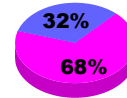
Gender Comparison 2010-2011



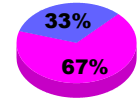
Jul/Aug/Sep



Oct/Nov/Dec



Jan/Feb/Mar



Apr/May/June

Male

Female



2010-2011 GMT Reports for District (or Undistricted) **District 60 B MONTERRAT**

GMT: **Doctor CARLOS E JUSTINIAN** Location: **MONTERRAT BWI**

GMT CA: **3**

CLUBS

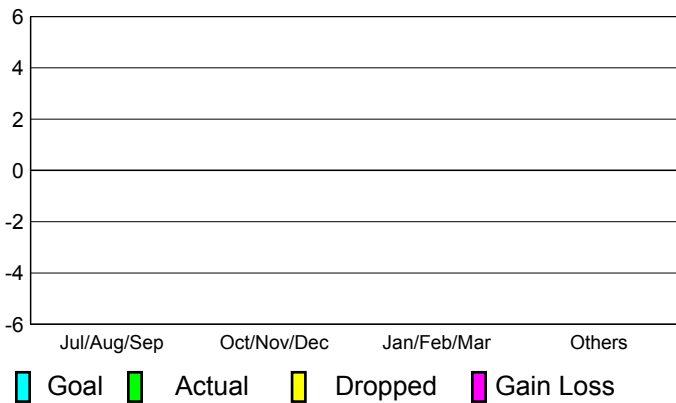
**Club Results
2010-2011**

**Clubs
2009-2010**

Month	New Club Goal	Actual New Clubs	Actual Dropped Clubs	Gain/Loss of Clubs	Gain/Loss of Clubs
Jul/Aug/Sep	0	0	0	0	0
Oct/Nov/Dec	0	0	0	0	0
Jan/Feb/Mar	0	0	0	0	0
Apr/May/Jun	0	0	0	0	0
Totals	0	0	0	0	0

Club Results 2010-2011

Goal, New, Dropped, Gain/Loss



MEMBERSHIP

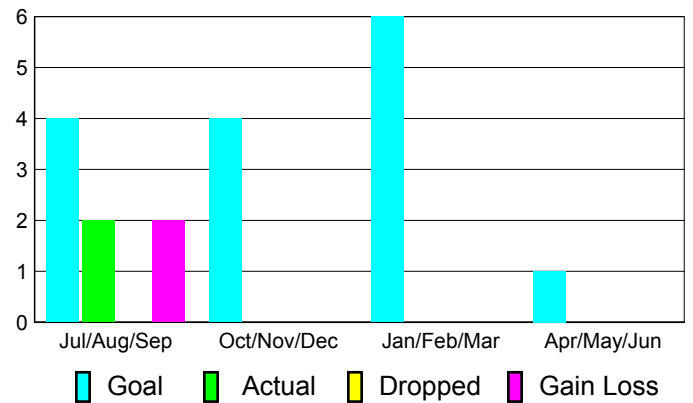
**Membership Results
2010-2011**

**Membership
2009-2010**

Month	Net Memb Goal	Actual New Memb	Actual Dropped Memb	Gain/Loss of Memb	Gain/Loss of Memb
Jul/Aug/Sep	4	2	0	2	0
Oct/Nov/Dec	4	0	0	0	3
Jan/Feb/Mar	6	0	0	0	0
Apr/May/Jun	1	0	0	0	-3
Totals	15	2	0	2	0


Membership Results 2010-2011

Goal, New, Dropped, Gain/Loss



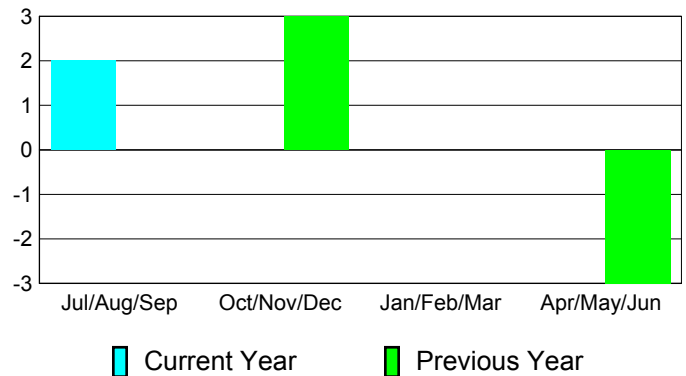
Comparison of Club Gain/Loss

Current Year Compared to the Previous Year




Comparison of Membership Gain/Loss

Current Year Compared to the Previous Year

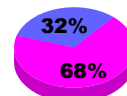


YTD Status Quo Clubs 2010-2011

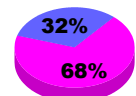
Status Quo Clubs Compared to Status Quo Members



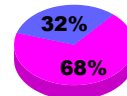
Gender Comparison 2010-2011



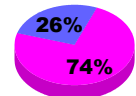
Jul/Aug/Sep



Oct/Nov/Dec



Jan/Feb/Mar



Apr/May/Jun

Male

Female